


For Global Market



STAVE™ II

275W ~ 290W

4BB-Polycrystalline PV Module

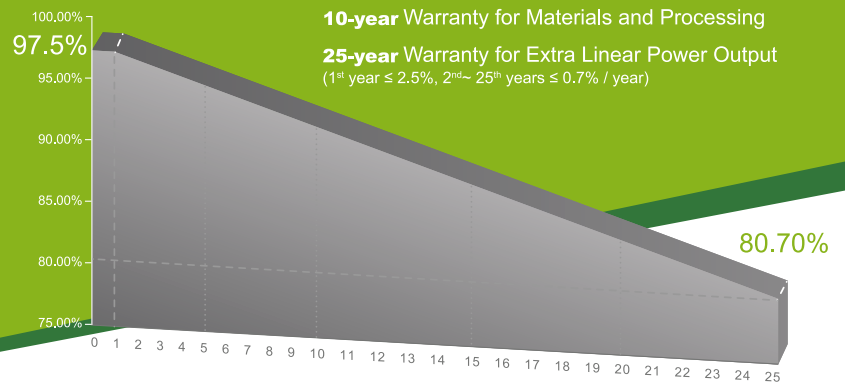
Baseline CHSM6610P Series

Baseline CHSM6610P/HV Series

CHSM6610P max system voltage 1000V standard

CHSM6610P/HV max system voltage 1500V standard

Tier 1 Bloomberg	No.1 PHOTON	MunichRe Insured	DNV GL 2017 TOP Performance
----------------------------	-----------------------	----------------------------	---------------------------------------



KEY FEATURES



OUTPUT POSITIVE TOLERANCE

Guaranteed 0~+5W positive tolerance ensures power output reliability.



INNOVATIONAL 4-BUSBAR CELLS

Reduces the cell series resistance and internal stress, decreases the risk of micro-crack and improves the module output.



INNOVATIVE PERC CELL TECHNOLOGY

Excellent cell efficiency and output.



EXCELLENT MECHANICAL LOAD CAPABILITY

Certified to withstand: snow load (6000 Pa) and wind load (3600 Pa).



HIGHER RELIABILITY AND DURABILITY

Effectively deals with harsh environments, such as sand, salt mist and ammonia resistance.



PASSED HAIL TEST

Certified to hail resistance: ice ball size (d=45mm) and ice ball velocity (v=30.7m/s).



ANTI PID RESISTANCE

Excellent PID resistance at 96 hours (@85°C/85%) test, and also can be improved to meet higher standards for the particularly harsh environment.

COMPREHENSIVE CERTIFICATES



First solar company which passed the TUV Nord IEC/TS 62941 certification audit.



ELECTRICAL SPECIFICATIONS

STC rated output (Pmpp)*	275 Wp	280 Wp	285 Wp	290 Wp
Rated voltage (Vmpp) at STC	31.12 V	31.20 V	31.38 V	31.55 V
Rated current (Impp) at STC	8.85 A	8.99 A	9.09 A	9.20 A
Open circuit voltage (Voc) at STC	38.45 V	38.69 V	38.94 V	39.18 V
Short circuit current (Isc) at STC	9.52 A	9.59 A	9.68 A	9.75 A
Module efficiency	16.9%	17.2%	17.5%	17.8%
Rated output (Pmpp) at NOCT	206.3 Wp	210.0 Wp	213.8 Wp	217.5 Wp
Rated voltage (Vmpp) at NOCT	28.15 V	28.22 V	28.41 V	28.56 V
Rated current (Impp) at NOCT	7.33 A	7.44 A	7.52 A	7.62 A
Open circuit voltage (Voc) at NOCT	35.13 V	35.35 V	35.57 V	35.79 V
Short circuit current (Isc) at NOCT	8.02 A	8.08 A	8.15 A	8.21 A
Temperature coefficient (Pmpp)	- 0.407%/°C			
Temperature coefficient (Isc)	+0.049%/°C			
Temperature coefficient (Voc)	- 0.310%/°C			
Normal operating cell temperature (NOCT)	43±2°C			
Maximum system voltage (IEC/UL)	1000V _{DC} or 1500V _{DC}			
Number of diodes	3			
Junction box IP rating	IP 67			
Maximum series fuse rating	15 A			

* Measurement tolerance +/- 3%

STC: Irradiance 1000W/m², Cell Temperature 25°C, AM=1.5

NOCT: Irradiance 800W/m², Ambient Temperature 20°C, AM=1.5, Wind Speed 1m/s

MECHANICAL SPECIFICATIONS

Outer dimensions (L x W x H)	1648 x 990 x 35 mm 64.88 x 38.98 x 1.38 in
Frame technology	Aluminum, silver anodized
Module composition	Glass / EVA / Backsheet (white)
Front glass thickness	3.2 mm / 0.13 in
①Cable length (IEC/UL)	900(+)/600(-) mm / 35.43/23.62 in
Cable diameter (IEC/UL)	4 mm ² / 12 AWG
②Maximum mechanical test load	6000 Pa
Fire performance (IEC/UL)	Class C (IEC) or Type 1 (UL)
Connector type (IEC/UL)	MC4 compatible

① Option: 1000 mm for deined projects in advance.

② Refer to Astronergy crystalline installation manual or contact technical department.

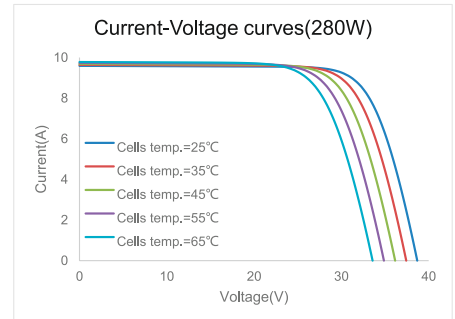
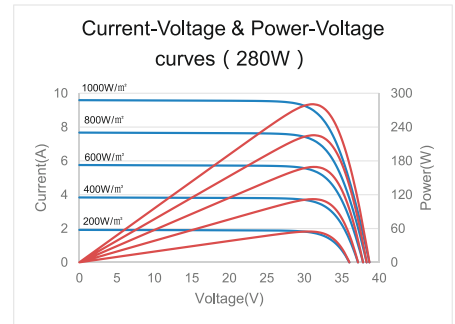
Maximum Mechanical Test Load=1.5×Maximum Mechanical Design Load.

MODULE DIMENSION DETAILS



* No mounting hole on the frame

CURVE



PACKING SPECIFICATIONS

①Weight (module only)	17.9 kg / 39.46 lbs
②Packing unit	31 pcs / box
Weight of packing unit (for 40'HQ container)	604 kg / 1331 lbs
Number of modules per 40'HQ container	868 pcs

① Tolerance +/- 1.0kg

② Subject to sales contract